

Vibration-Resistant Weighing Indicator

AD-4410

- *Powerful vibration-cancelling function
(High Performance Digital Filter)*
- *High speed sampling (100 times/second)/high accuracy*
- *Circuits equipped with powerful noise reduction*
 - *Accurate linear correction function using high-order equations*
 - *Average holding function*



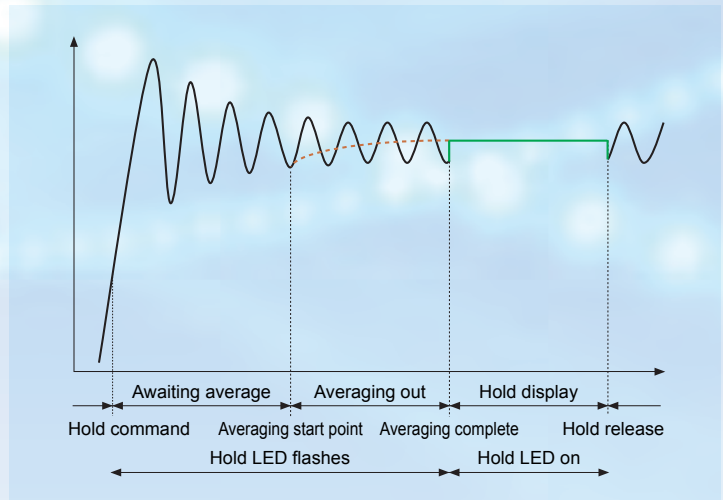
NEW FEATURES

AD-4410 We've Added some Brand-New Functions!

NEW FEATURE

Average Holding Function

This function allows averaging a specified interval of data and holding it. This mode is convenient for situations where reliable data cannot be taken even when the High Performance Digital Filter is used, like when measuring the weight of a restless animal or something that is fluctuating in weight. In addition to the average holding function, normal hold and peak hold functions can also be selected. The hold start point can be selected based on one's needs, for example, using an external signal, using the F key on the front, or timing it to when the zero band has been exceeded.

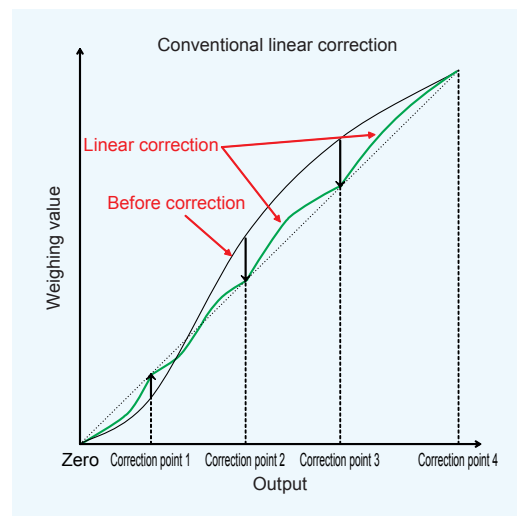
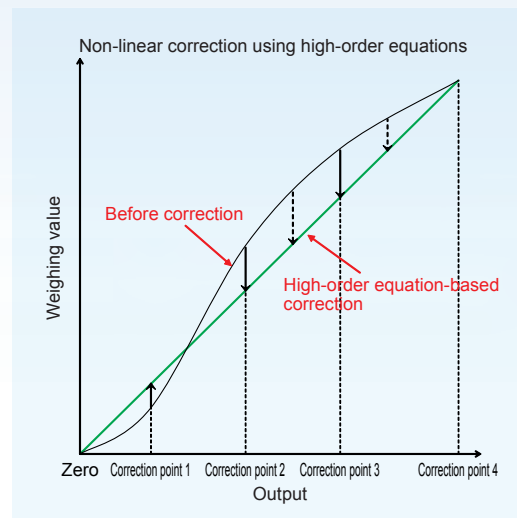
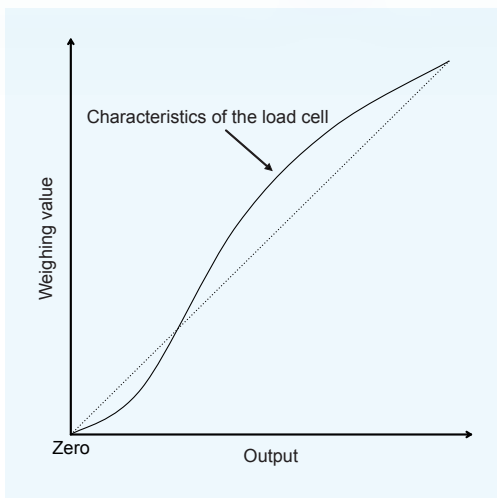


NEW FEATURE

Industry First

Non-Linear Correction Using High-Order Equations

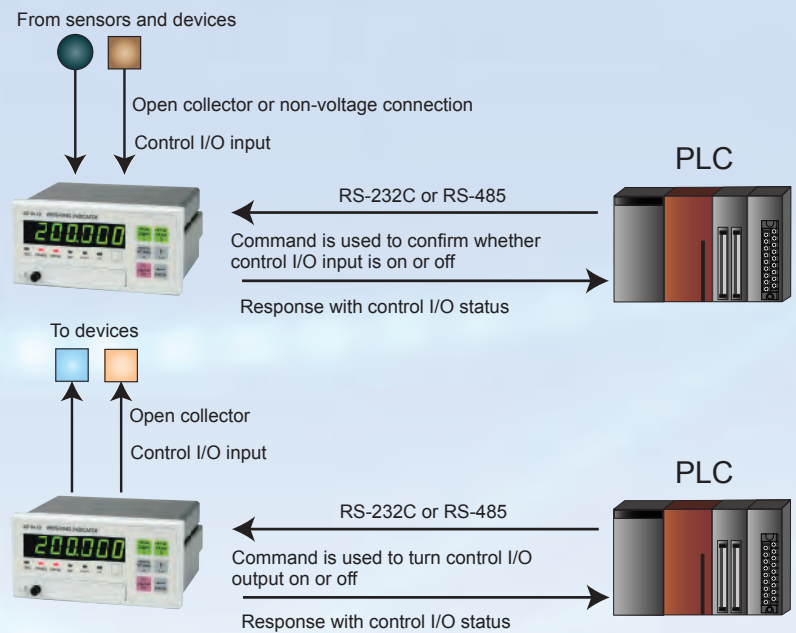
Due to the nature of weighing instruments, sometimes linear deviation can occur even if zero and span calibration are carried out. This correction function minimizes those linearity deviations. Up until now, linear correction has been commonly used, but AD-4410 corrects linearity deviations that linear correction can't compensate for by using high-order curves, enabling more accurate weighing.



NEW FEATURE

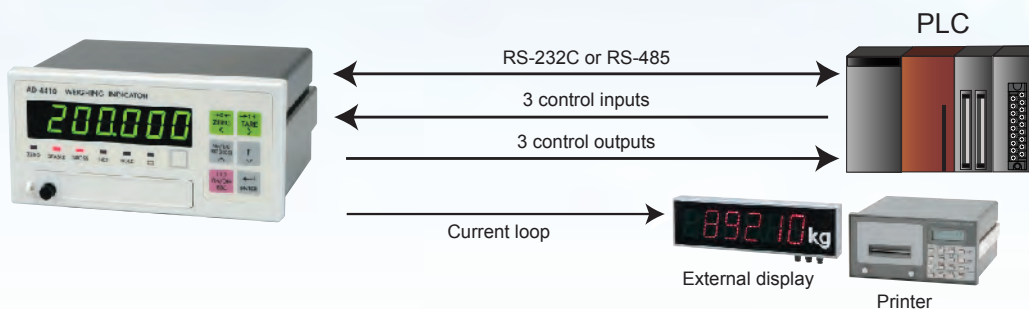
User Input, User Output

The AD-4410 has 3 input points and 3 output points for its control I/O. Users can select what functions to assign to the control I/O. We've put in two new functions: user input and user input/output. User input/output can be used for whatever purpose the user wishes. One could turn on certain output terminals using RS-232C or RS-485 commands, or confirm certain Input/output terminals' situations using the front panel's display. For example, it would be useful in a situation where you want to monitor photosensor input using PC or PLC, but there's no readable input port available.



Extensive Connectivity

Control I/O, RS-232C, and current loop all come standard, RS-485 and the second RS-232C channel are options. There are 3 input and 3 output points, and you can freely select from 13 types of input functions and 18 types of output functions.



Comparator Function

One can establish an upper and lower limit, and use the control I/O output to output HI, OK, or LO.

RS-232C Comes Standard with Optional RS-232C/RS-485 Functionality

Data can be transmitted at high speed and commands essential to weighing can be sent. Control commands such as hold point commencement and release, setting commands such as upper and lower limits, and weighing data uptake functionality are built-in.

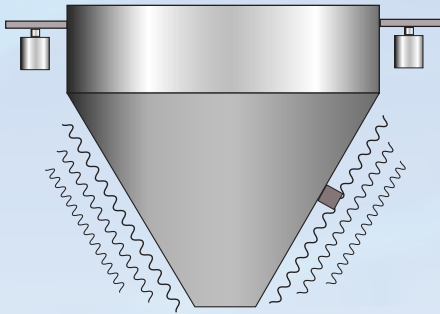
Additional Functions

- Zero Band Detection Function** — This function allows setting a zero band, so that gross weight or net weight will be adjusted to zero within that range.
- Zero Tracking Function** — Automatically tracks gross weight zero fluctuations, constantly maintaining gross weight at zero.
- Power On-Zero Function** — Automatically sets gross weight to zero when power is switched on.
- Gravity Acceleration Correction** — When the area the balance was calibrated using weights at and the area where measurement takes place are far apart, entering the gravity acceleration can correct for inconsistencies.
- Dual Range** — By setting two weighing ranges and changing the scale interval displayed, you can create a multi-interval instrument.

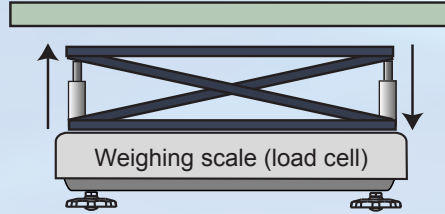
Example of use of the vibration-eliminating High Performance Digital Filter (HPDF)

Using HPDF

- Weighing while inducing vibration



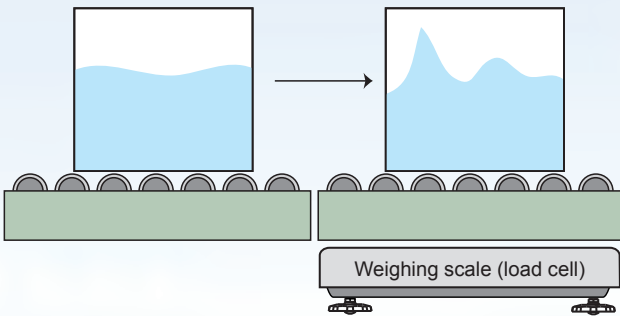
- Weighing while raising and lowering



Using HPDF with averaging hold

- Weighing unstable objects

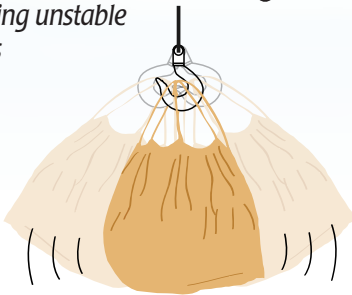
When containers with liquids are moved on a rolling conveyor with built-in weighing scale, the moment of inertia transferred after stopping the movement means the liquid inside will take a long time to settle and weighing cannot be performed for some time. However, if HPDF with averaging hold is used weighing can be performed instantly. Furthermore, if comparator output is used, the scale can immediately judge whether the measurement is within or outside range and output judgement.



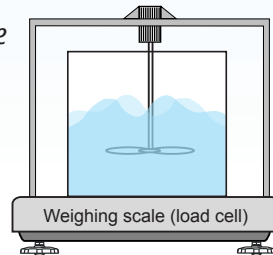
- Body weight measurement of animals moving about vigorously



- Weighing unstable objects



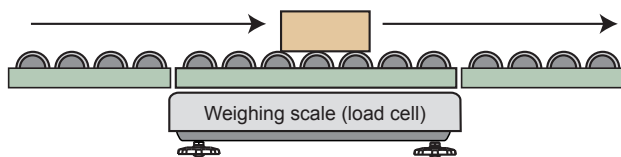
- Weighing while mixing



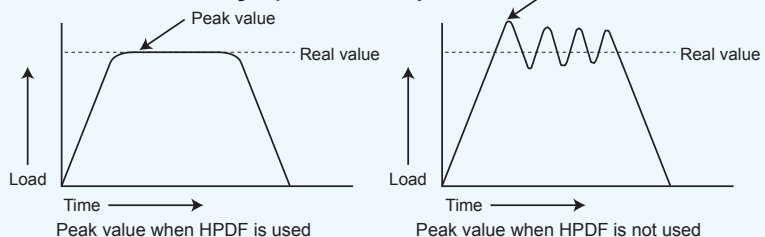
Using HPDF with peak hold

- Simple checkweigher

A checkweigher (which measures an object while it continues to move) can be created. When the weight exceeds a value outside the zero band, the peak hold function starts, and is released by a timer.



When HPDF is used, as the effects of vibration are eliminated, the peak value can be taken as the weight of the measured object.



If comparator output is used, the scale can immediately judge whether the measurement is within or outside range and output judgement.

High Performance Digital Filter

Featuring the Newly Developed High-Performance Digital Filter (HPDF) for Environments with Vibration Issues



Powerful Vibration Cancelling Feature

The High-Performance Digital Filter provides high accuracy/high speed weighing in environments with vibration problems.

The AD-4410 greatly reduces the costs and maintenance required for anti-vibration equipment since it copes with vibrations without requiring many mechanical measures. What's more, conducting weighing while applying vibrations, once an extremely difficult task, is now possible. The High-Performance Digital Filter only requires one setting. For this reason, optimal settings for vibration cancelling can be found after just a few tries.

Can be Calibrated in an Environment with Vibrations

Until now, to conduct calibration, sources of vibration had to be completely stopped, or calibration had to be conducted on weekends or holidays when machines are not active. However, even in an environment with vibrations, the AD-4410 can be calibrated at any point, so costs incurred from stopping production or calibrating on weekends or holidays will disappear.



AD-4410 *A Weighing Indicator that Can Be Used in an Environment with Vibrations*

Specifications

■ Analog unit

Input sensitivity	Over 0.15 μ V/d (d=minimum division)
Zero adjustment range	-35mV to +35mV (-7mV/V to +7mV/V)
Load cell excitation	DC5V \pm 5%, 120mA Remote sensing function included Up to 8 load cells (350 Ω) can be connected
Temperature coefficients	Zero; \pm 0.02 μ V/ $^{\circ}$ C (Typ.) \pm 0.1 μ V/ $^{\circ}$ C (Max.) Span; \pm 3ppm/ $^{\circ}$ C (Typ.) \pm 15ppm/ $^{\circ}$ C (Max.)
Nonlinearity	0.005% of F.S.
Input noise	Less than 0.3 μ Vp-p
Maximum measurement voltage	-35mV to +35mV (-7mV/V to +7mV/V)
Input impedance	Over 10M Ω
A/D conversion method	Delta-sigma modulation
Internal resolution	Approx. 16,000,000
Display resolution	999,999d (less than 20,000d recommended)
Sampling rate	100 times/sec.
Calibration	Actual load calibration or digital span calibration not using actual load

■ Digital unit

Display elements	Weighing display: 7-segment 6-digit green LED Character height of 14.6mm Polarity display: 1 green LED Situational display: 6 red LEDs
Measurement data display	Display switchable between net and gross weight Display range: 0 to 999,999d (Select between 1, 2, 5, 10, and 50 for minimum division "d") Units: Affix a "g", "kg", or "t" unit sticker
Status display	ZERO, STABLE, GROSS, NET, HOLD and a light which can be given a custom function by the user

■ External output components

Standard serial output (ch1)	RS-232C 9-pin Dsub (male)
Standard serial output (ch2)	20mA current loop signal (For connection with A&D peripherals)
Control I/O	3-point input function selection (Non-voltage connection point or open collector) 3-point output function selection (open collector output)
Modbus-RTU	Supported with RS-232C (included as standard) or RS-232C/RS-485 (optional).

■ Basic specifications

Power source voltage	AC100V to 240V 50/60Hz
Power consumption	Approx. 10VA
Operating temperature and humidity	-10 $^{\circ}$ C to 40 $^{\circ}$ C/85%RH or less (Condensation must be avoided)
Dimensions	144(W) \times 72(H) \times 125(D) mm (Protrusions included, cable excluded)
Panel cut dimensions	138 \times 68 mm
Dust/water protection	The IP65 display when mounted into a panel (Using included rubber packing)
Weight	Approx. 800g

■ Options

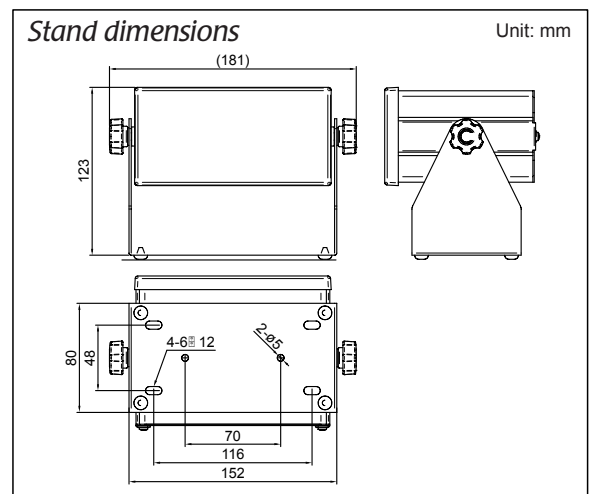
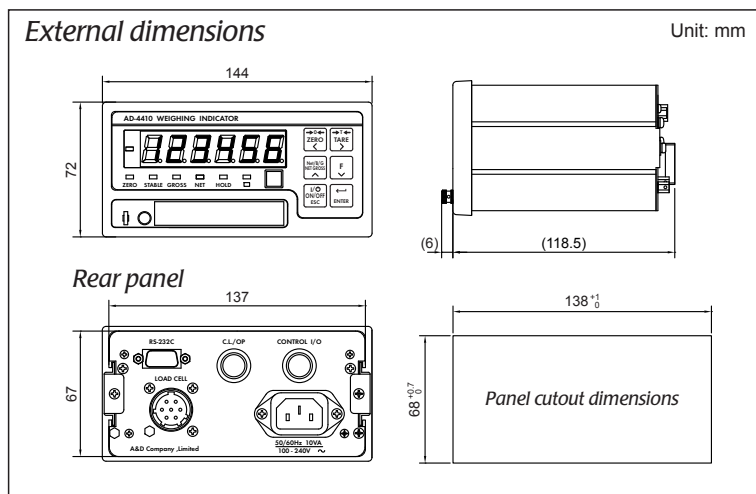
OP-03	RS-485 (attached to ch2) DIN connector
OP-04	RS-232C (attached to ch2) DIN connector
OP-11	Stand

Note: Only 1 OP-03 or OP-04 can be attached, when OP is attached 20mA current loop will become unusable.

■ Standard accessories

Instruction manual, 7-pin DIN connector, 8-pin DIN connector, load cell connector, power cable, rubber packing, capacity plate, unit stickers

*Note: Please prepare an RS-232C connector for standard serial output (ch1).
A straight cable will be used when connecting to PC or PLC.*



Appearance and/or specifications subject to change for improvement without notice.

A&D ...Clearly a Better Value

A&D Company, Limited
3-23-14 Higashi-Ikebukuro, Toshima-ku, Tokyo 170-0013 JAPAN
Telephone: [81] (3) 5391-6132 Fax: [81] (3) 5391-6148
http://www.aandd.jp

A&D Engineering, Inc.
1756 Automation Parkway, San Jose, CA 95131 U.S.A.
Telephone: [1] (408) 263-5333 Fax: [1] (408) 263-0119

A&D Australasia Pty Ltd.
32 Dew Street, Thebarton, South Australia 5031 AUSTRALIA
Telephone: [61] (8) 8301-8100 Fax: [61] (8) 8352-7409

A&D Instruments Ltd.
Unit 24/26 Blacklands Way Abingdon Business Park,
Abingdon, Oxon OX14 1DY UNITED KINGDOM
Telephone: [44] (1235) 550420 Fax: [44] (1235) 550485

<German Sales Office>
Hamburger Straße 30 D-22926 Ahrensburg, GERMANY
Telephone: [49] (0) 4102 459230 Fax: [49] (0) 4102 459231

A&D Korea Limited
Manhattan Bldg. 8F, 36-2 Yoido-dong, Youngdeungpo-gu,
Seoul, KOREA
Telephone: [82] (2) 780-4101 Fax: [82] (2) 782-4280

A&D RUS Co., Ltd.
Vereyskaya str. 17, Moscow, 121357 RUSSIA
Telephone: [7] (495) 937-33-44 Fax: [7] (495) 937-55-66

A&D Instruments India Private Limited
509 Udyog Vihar Phase V Gurgaon-122 016,
Haryana, INDIA
Telephone: [91] (124) 471-5555 Fax: [91] (124) 471-5599